

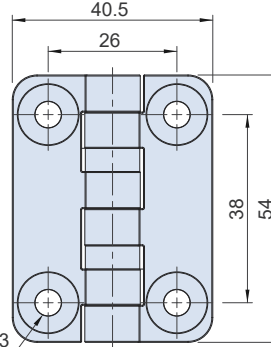
AZ-0620



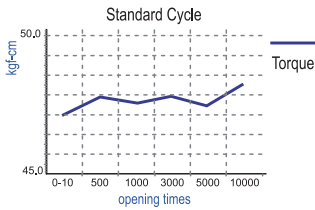
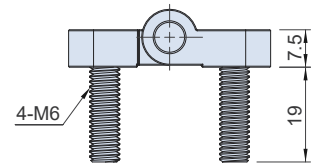
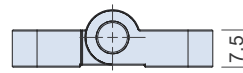
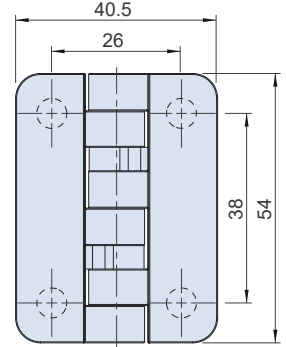
AZ-0621



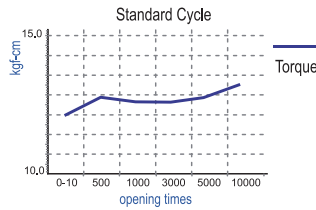
AZ-0620



AZ-0621



AZ-0620-47開合次數與扭力變化



AZ-0621-12開合次數與扭力變化

特徵

- 為恆定扭力。
- 開啟門板後，依個人施力定位，以防公安危險產生。
- 適用於伺服器、工業電腦、電控箱、戶外箱體等。
- AZ-0621 配件包：四顆螺帽。

FEATURES

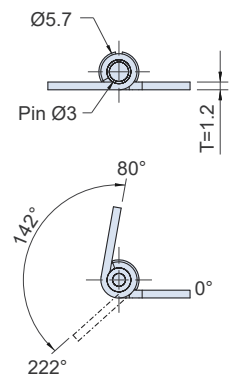
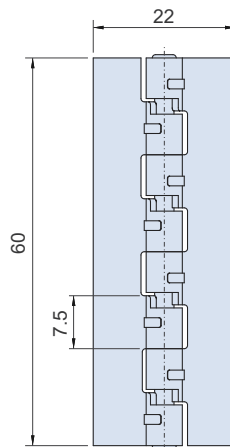
- Invariable resistance torque.
- The panel can stay in position due to the force of opening.
- Application for Servers, Industrial Computers, Control Panel, Outdoor Cabinet.
- AZ-0621 With screws pack: Nuts 4pcs.

SPECIFICATIONS:

Unit:mm

產品編號 Item No.	材質 Material	表面處理 Finish	扭力數值 Torque	荷重 Load capacity (kgf/2pcs)	重量 Weight(g)
AZ-0620-12	鋅合金 Zinc Alloy	黑色 Black coated	12kgf-cm ± 15%	50	94
AZ-0620-30			30kgf-cm ± 15%		
AZ-0620-47			47kgf-cm ± 15%		
AZ-0621-12			12kgf-cm ± 15%		116
AZ-0621-30			30kgf-cm ± 15%		
AZ-0621-47			47kgf-cm ± 15%		

※Unit Conversion : 1 kgf-cm = 0.098 Nm = 0.072 lbf-ft = 0.868 lbf-in



特徵

- 鉸鏈軸心凸點可使鉸金安裝時快速定位，迅速安裝。
- 鉸鏈片開合角度限定，具80°至222°作動角度。

FEATURES

- The bumps on the axis can make the sheet metal to be installed quickly and easily.
- The hinge opening angle is limited from 80° to 222°.

SPECIFICATIONS:

Unit:mm

產品編號 Item No.	材質 Material	表面處理 Finish	重量 Weight(g)
A-1230-60-22	SPCC	材料本質 Natural	19.2