


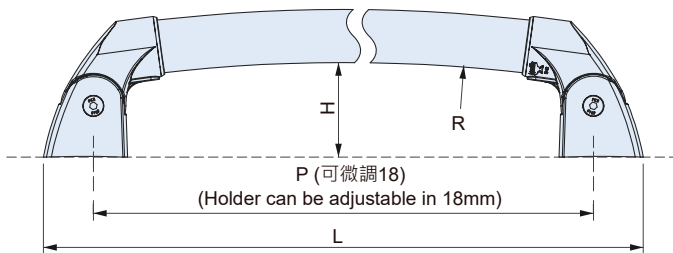
ES-122300S



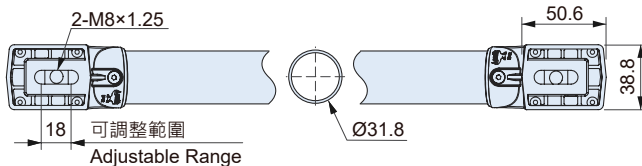
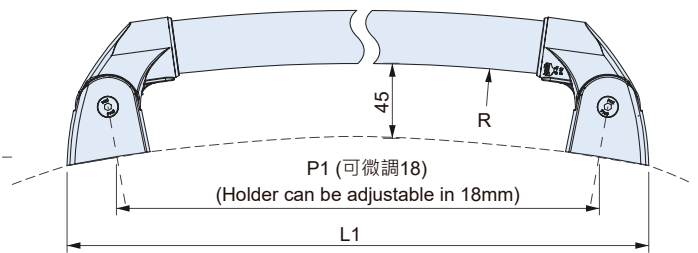
ES-123600B



安裝於平面門板  
Installed on the flat panels



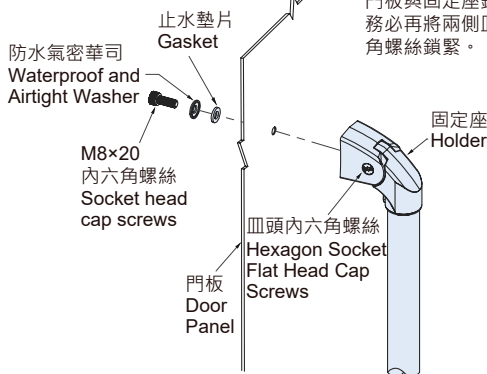
安裝於弧面門板  
Installed on the curved panels



可調整範圍  
Adjustable Range

**門內鎖固方式**

門板與固定座鎖緊後，務必再將兩側皿頭內六角螺絲鎖緊。

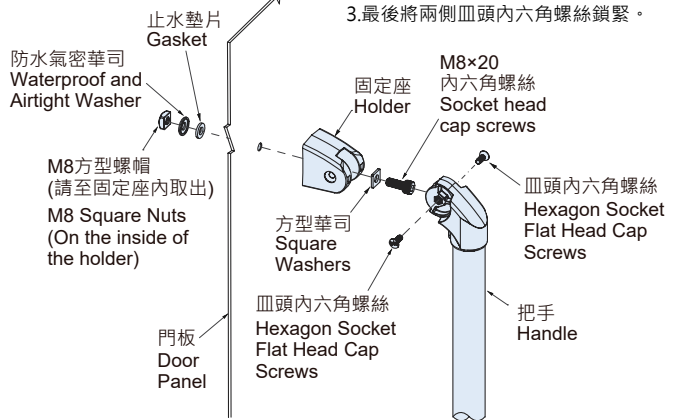


**Panels Inner Stationary Type**

When installed holder on the panel a tight, then to fastener hexagonal head cap screw tight, too.

**門外鎖固方式**

1. 先將固定座以圖示方式輕鎖於門板上。
2. 再以把手合兩孔適當孔距後再鎖緊。
3. 最後將兩側皿頭內六角螺絲鎖緊。



**Panels Outside Stationary Type**

1. Please refer to the photo to install holder on the panel lightly first.
2. To look a suitable pitch for this handle, then to install handle tight.
3. Finally, to fastener hexagonal head cap screw tight.

**材質與表面處理**

- 固定座：尼龍(PA6+GF)·黑色、灰色。
- 手握柄：不鏽鋼(SUS304)·毛絲面。

**特徵**

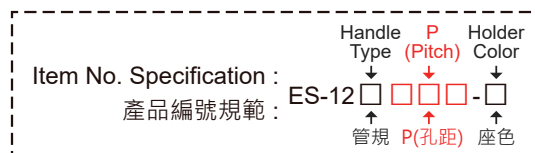
- 固定座：孔距可微調18mm便於安裝調整，固定座可擺動，適用於各種弧度面門板，具防水功能(IP66)，耐酸鹼、耐油、耐熱-20°C~150°C。
- 材料符合UL94 HB防火等級。

**MATERIAL AND FINISH**

- Holder : Nylon(PA6+GF), Black or Gray.
- Handle : Stainless Steel(SUS304), Brushed finish.

**FEATURES**

- Holder: The holder is waterproof(IP66) and can suit for all kind of panel with different curve angle. The hole pitch can be adjustable within 18mm, easy to install. Working temperature is -20°C~150°C, resistance to acid, alkali, and greasiness.
- The material compliant with UL94 HB standards.



**SPECIFICATION:**

Unit: mm

產品編號 Item no.	座色 Holder Color	尺寸 Dimensions						荷重 Load Capacity (kgf)	重量 Weight (g)
		R	P	P1	H	L	L1		
ES-122300	B(黑色) Black	950	300	290	56.8	360	349	100	453
ES-122600			600	580	94	660	637		666
ES-123600		1680	600	589	72	660	647.4		673
ES-123700			700	686	82	760	744.8		752
ES-123800	S(灰色) Gray	1680	800	784	93.5	859.8	842.4		805
ES-124700			700	690	75.4	760	748.7		750
ES-124800		2038	700	690	75.4	760	748.7	750	
			800	787	84.8	859.8	846	823	