BZ-08 Series 迫緊門鎖 *Compression Latch, Lift-and-Turn Series*

BZ-08XX-WXX

BZ-08XX-BXX

鑰匙鎖號：A131
Key no. ：A131

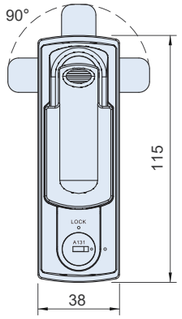

安裝孔開孔尺寸
Opening Size

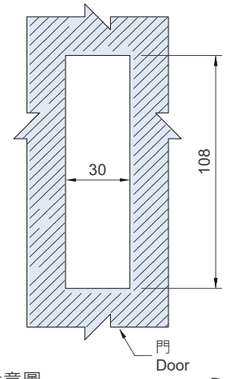

材質與表面處理

- 本體與掀把：鋅合金，亮鉻、黑色。
- 軸心：鐵，鍍鋅。
- 擋片與固定架：鐵(SPHC)，鍍鋅。

特徵

- 專利設計: 擋片軸心孔設計四點定位，可快速方便組裝。
- 現場裝配者只需旋轉一顆螺絲，即可快速安裝門鎖。
- 左、右、上，三方向兼用型。
- 開啟可後退3mm開閉迴轉順暢，關門後門板可迫緊箱框不搖動
- 開啟時不受鑰匙干擾即可順暢旋轉握柄。
- 耐熱、耐腐蝕性，防塵、防水 (IP66)

MATERIAL AND FINISH

- Body: Die-cast Zinc, Black powder coated.
- Lever: Die-cast Zinc, Bright chrome plated or Black powder coated.
- Shaft: Steel, Zinc plated.
- Pawl and Mounting Bracket: Steel (SPHC), Zinc plated.

FEATURES

- Patent: Pawl is fixed by 4 positioning points and the grooved shaft-bolt, easy for assembly and adjustment. Need only to slide the pawl through the shaft-groove to the correct position, more stable and accurate.
- Left, right and top opening.
- The pawl moved forward and reversed vertically 3mm while the compression latch is opened and closed.
- Upon opening, the lever can be rotated smoothly without key-locking interference.
- Resistance to heat, corrosion and dust. Dust-resistant and waterproof (IP66).

裝配示意圖
Installation

擋片軸心孔設計四點定位，可快速方便組裝完全不鬆轉。

Pawl is fixed by 4 positioning points and the grooved shaft-bolt, easy for assembly and adjustment.

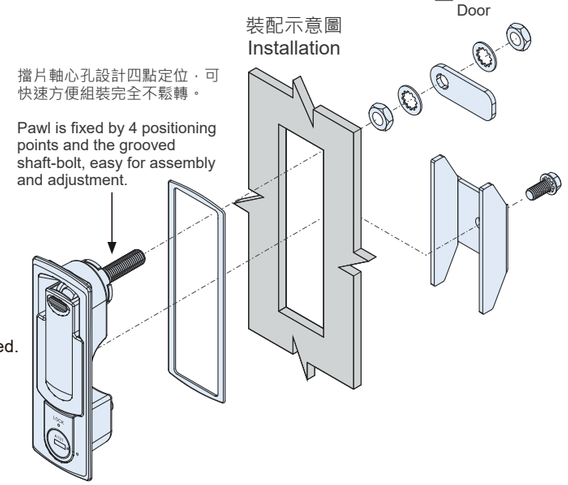

檔片型式 *Pawl Type*

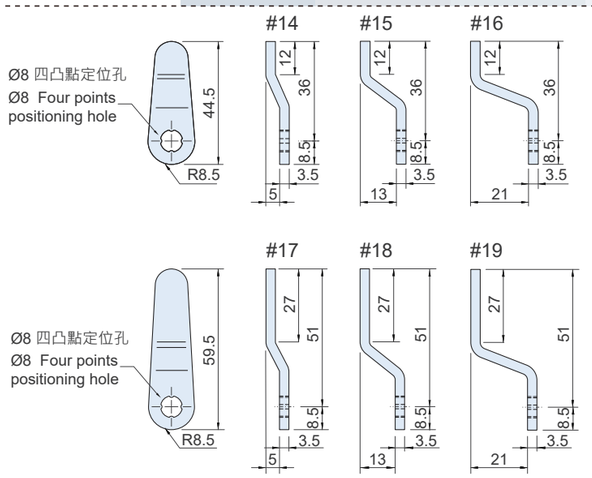

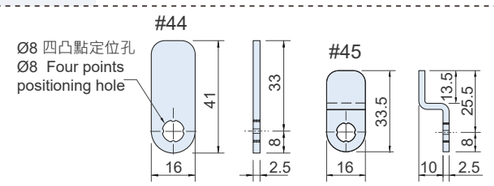

SPECIFICATION: Unit:mm

檔片型號 Pawl Type	材質 Material	表面處理 Finish	重量 Weight(g)
#44	鐵 SPHC	鍍鋅 Zinc plated	11
#45			11
#14			15.6
#15			17.6
#16			19.6
#17			20.6
#18			22.4
#19			24.2

BZ-081
(短軸型 Short Shaft)

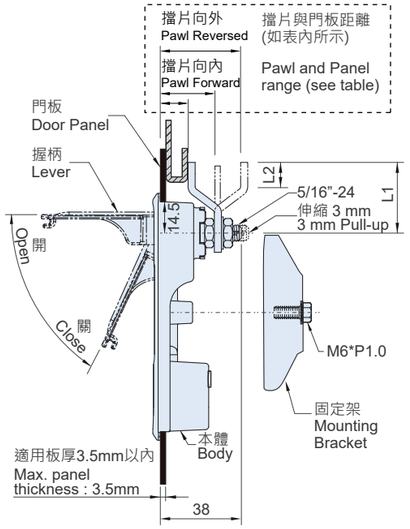

BZ-082
(標準軸型 Standard Shaft)

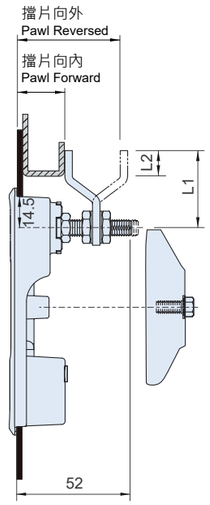

BZ-083
(長軸型 Long Shaft)

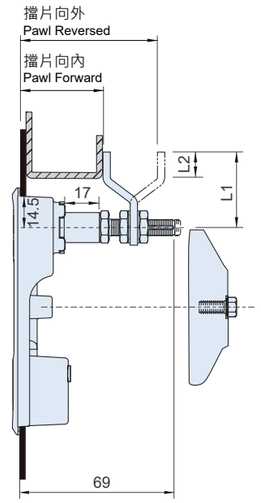

SPECIFICATION: Unit:mm

產品編號 Item No.		軸心型式 Shaft Type	檔片型式 Pawl Type	尺寸 Dimensions		檔片與門板距離 Pawl and Panel range		重量 Weight (g)
本體黑色，掀把亮鉻 Black Body, Chrome Lever	外觀黑色 Black powder			L1	L2	檔片向內 Pawl Forward	檔片向外 Pawl Reversed	
BZ-0810-W44-A131	BZ-0810-B44-A131	短軸型 Short Shaft	#44	33		26		297.6
BZ-0810-W45-A131	BZ-0810-B45-A131		#45	25.5	13.5	36		297.6
BZ-0810-W14-A131	BZ-0810-B14-A131		#14	36	12	21	31	302.2
BZ-0810-W15-A131	BZ-0810-B15-A131		#15			13	39	304.2
BZ-0810-W16-A131	BZ-0810-B16-A131		#16			5	47	306.2
BZ-0810-W17-A131	BZ-0810-B17-A131		#17	51	27	21	31	307.6
BZ-0810-W18-A131	BZ-0810-B18-A131		#18			13	39	309
BZ-0810-W19-A131	BZ-0810-B19-A131		#19			5	47	310.8
BZ-0820-W14-A131	BZ-0820-B14-A131	標準軸型 Standard Shaft	#14	36	12	27~37	37~47	305.4
BZ-0820-W15-A131	BZ-0820-B15-A131		#15			19~29	45~55	307
BZ-0820-W16-A131	BZ-0820-B16-A131		#16			11~21	53~63	309.8
BZ-0820-W17-A131	BZ-0820-B17-A131		#17	51	27	27~37	37~47	310.6
BZ-0820-W18-A131	BZ-0820-B18-A131		#18			19~29	45~55	312
BZ-0820-W19-A131	BZ-0820-B19-A131		#19			11~21	53~63	314
BZ-0830-W14-A131	BZ-0830-B14-A131	長軸型 Long Shaft	#14	36	12	44~54	54~64	325.4
BZ-0830-W15-A131	BZ-0830-B15-A131		#15			36~46	62~72	326.8
BZ-0830-W16-A131	BZ-0830-B16-A131		#16			28~38	70~80	329.6
BZ-0830-W17-A131	BZ-0830-B17-A131		#17	51	27	44~54	54~64	330.6
BZ-0830-W18-A131	BZ-0830-B18-A131		#18			36~46	62~72	331.8
BZ-0830-W19-A131	BZ-0830-B19-A131		#19			28~38	70~80	334