

Mini Digital Torque Wrench



- LCD 背光顯示
- 順時針及逆時針皆可操作
- 四種扭力單位 · 可供選擇切換：
N-m, kgf-cm, lbf-in, lbf-ft
WM-SD系列為三種扭力單位：
cN-m, kgf-cm, lbf-in
- 蜂鳴器、LED燈警示 (到達預設扭力值80%時)
- 震動警示 (到達預設扭力值90%時)
- 省電模式(2分鐘自動關機)
- 使用AAA電池*2

- LCD backlight display
- Both operator for cw, ccw
- 4 units change:
N-m, kgf-cm, lbf-in, lbf-ft
WM-SD series is 3 units change:
cN-m, kgf-cm, lbf-in
- Warning function : Beep, LED indicator.
(When reach the torque setting value 80%)
- Vibration function : When reach the torque setting value 90%.
- Automatically powers off when not in use for 2 minutes.
- AAA x 2 battery



- 棘輪頭可依照工作需求更換成所需款式。
- 配件：收納用鐵製工具箱x1, 出廠校驗報告(符合ISO品質認證規範)x1, 說明書(中/英)x1, AAA電池x2, 迷你螺絲起子(更換電池用)x1, 肩齒式扭力接頭x1
- The ratchet head can change to open insert tool or ring insert tool.
- Content : Storage steel box x1, Certificate of calibration report (Using ISO specification) x1, User guide(Bilingual) x1, Mini screwdriver(replace the battery) x1, Ratchet insert tool x1

SPECIFICATIONS:

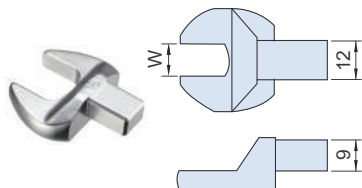
※Unit Conversion : 1 Nm = 10.2 kgf-cm = 0.738 lbf-ft = 8.851 lbf-in

產品編號 Item No.	精度 Accuracy	棘輪方頭 / 插槽 Driver / Insert	設定範圍 Setting Range	建議使用範圍 Suggested Range	解析度 Resolution	扳手長度 Length(mm)	扳手重量 Weight(g)
WM-I06-1	CW:±3% CCW:±4%	1/4" / 9x12mm	0.6~6 Nm	0.9~6 Nm	0.01 Nm	255	270
WM-I15-1			1.5~15 Nm	2.25~15 Nm			
WM-I25-1			2.5~25 Nm	3.75~25 Nm			

註：精度的扭力範圍在最大操作值的20%~100%

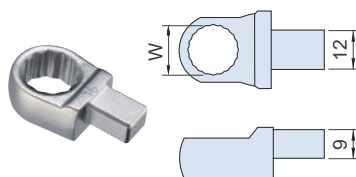
Notes: Accuracy guaranteed at 20% to 100% of full scale.

9X12 開口式扭力接頭
Open-ended Insert tools



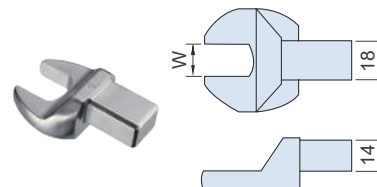
產品編號 Item No.	W (mm)	適用產品 Apply to
W-Y0107	7	WM-I06-1 WM-I15-1 WM-I25-1 WI-30-1 WI-60-2 WI-135-2
W-Y0108	8	
W-Y0109	9	
W-Y0110	10	
W-Y0111	11	
W-Y0112	12	
W-Y0113	13	
W-Y0114	14	
W-Y0115	15	
W-Y0116	16	
W-Y0117	17	
W-Y0118	18	
W-Y0119	19	
W-Y0121	21	
W-Y0122	22	

9X12 梅花式扭力接頭
Ring Insert tools



產品編號 Item No.	W (mm)	適用產品 Apply to
W-R0107	7	WM-I06-1 WM-I15-1 WM-I25-1 WI-30-1 WI-60-2 WI-135-2
W-R0108	8	
W-R0109	9	
W-R0110	10	
W-R0111	11	
W-R0112	12	
W-R0113	13	
W-R0114	14	
W-R0115	15	
W-R0116	16	
W-R0117	17	
W-R0118	18	
W-R0119	19	
W-R0121	21	
W-R0122	22	

14X18 開口式扭力接頭
Open-ended Insert tools



產品編號 Item No.	W (mm)	適用產品 Apply to
W-Y0213	13	WI-135-3 WI-200-3 WI-340-3
W-Y0214	14	
W-Y0216	16	
W-Y0217	17	
W-Y0218	18	
W-Y0219	19	
W-Y0221	21	
W-Y0222	22	
W-Y0224	24	
W-Y0226	26	
W-Y0227	27	
W-Y0230	30	
W-Y0232	32	
W-Y0234	34	
W-Y0236	36	