

Digital Torque Wrench



- 應用於各種行業所需之螺絲鎖付 (機械、汽車、機車、航太、自行車...等)
- LCD 背光顯示
- 順時針及逆時針皆可操作
- 四種扭力單位·可供選擇切換：
N-m, kgf-cm, lbf-in, lbf-ft
- 蜂鳴器、LED燈警示 (到達預設扭力值80%時)
- 震動警示 (到達預設扭力值90%時)
- 省電模式(2分鐘自動關機)
- 電池款: 使用AA電池x2 / 充電款: 使用Type-C充電線
- Apply for tightening nut(machine, car, motorcycle, airport, bike...etc.)
- LCD backlight display
- Both operator for cw, ccw
- 4 units change: N-m, kgf-cm, lbf-in, lbf-ft
- Warning function : Beep, LED indicator.
(When reach the torque setting value 80%)
- Vibration function : When reach the torque setting value 90%.
- Automatically powers off when not in use for 2 minutes.
- Battery Type: AA x 2 batteries / Recharge Type: Type-C cable



棘輪頭可依照工作需求更換成所需款式。扭力接頭請參考14頁

配件：收納用鐵製工具箱x1，出廠校驗報告(符合ISO品質認證規範)x1，說明書(中/英)x1，眉齒式扭力接頭 x1，電池款：AA電池x2，充電款：Type-C 充電線

The ratchet head can change to open insert tool or ring insert tool. Insert tools, Please refer to P.14.

Content : Storage steel box x1, Certificate of calibration report x1, User guide(Bilingual) x1, Ratchet insert tool x1, Recharge Type: Type-C cable

SPECIFICATIONS:

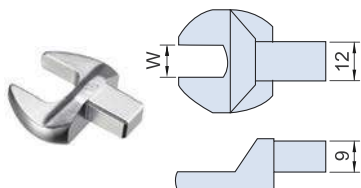
※Unit Conversion : 1 Nm = 10.2 kgf-cm = 0.738 lbf-ft = 8.851 lbf-in

產品編號 Item No.		精度 Accuracy	棘輪方頭 / 插槽 Drive / Insert	設定範圍 Setting Range	建議使用範圍 Suggested Range	解析度 Resolution	扳手長度 Length(mm)	扳手重量 Weight(±50g)
電池款 Battery Type	充電款 Recharge Type							
WI-30-1	WI-30-1-C	CW:±2% CCW:±3%	1/4" / 9x12mm	3~30 Nm	4.5~30 Nm	0.01 Nm	403	750
WI-60-2	WI-60-2-C		3/8" / 9x12mm	6~60 Nm	9~60 Nm		0.1 Nm	413
WI-135-2	WI-135-2-C			1/2" / 14x18mm	13.5~135 Nm	20~135 Nm		0.01 Nm
WI-30-3			3~30 Nm		6~30 Nm	0.1 Nm		
WI-60-3			6~60 Nm		12~60 Nm			
WI-135-3	WI-135-3-C		13.5~135 Nm		20~135 Nm			
WI-200-3	WI-200-3-C		20~200 Nm		30~200 Nm	0.1 Nm	559	1350
WI-340-3	WI-340-3-C		34~340 Nm		50~340 Nm			

註：精度的扭力範圍在最大操作值的20%~100%

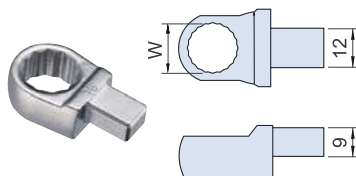
Notes: Accuracy guaranteed at 20% to 100% of full scale.

9X12 開口式扭力接頭
Open-ended Insert tools



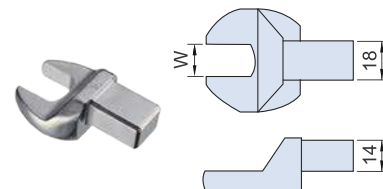
產品編號 Item No.	W (mm)	適用產品 Apply to	
W-Y0107	7	WM-I06-1 WM-I15-1 WM-I25-1 WI-30-1 WI-60-2 WI-135-2	
W-Y0108	8		
W-Y0109	9		
W-Y0110	10		
W-Y0111	11		
W-Y0112	12		
W-Y0113	13		
W-Y0114	14		
W-Y0115	15		
W-Y0116	16		
W-Y0117	17		
W-Y0118	18		
W-Y0119	19		
W-Y0121	21		WI-30-1
W-Y0122	22		WI-60-2
W-Y0124	24		WI-135-2

9X12 梅花式扭力接頭
Ring Insert tools



產品編號 Item No.	W (mm)	適用產品 Apply to	
W-R0107	7	WM-I06-1 WM-I15-1 WM-I25-1 WI-30-1 WI-60-2 WI-135-2	
W-R0108	8		
W-R0109	9		
W-R0110	10		
W-R0111	11		
W-R0112	12		
W-R0113	13		
W-R0114	14		
W-R0115	15		
W-R0116	16		
W-R0117	17		
W-R0118	18		
W-R0119	19		
W-R0121	21		WI-30-1
W-R0122	22		WI-60-2
W-R0124	24		WI-135-2

14X18 開口式扭力接頭
Open-ended Insert tools



產品編號 Item No.	W (mm)	適用產品 Apply to
W-Y0213	13	WI-30-3 WI-60-3 WI-135-3 WI-200-3 WI-340-3
W-Y0214	14	
W-Y0216	16	
W-Y0217	17	
W-Y0218	18	
W-Y0219	19	
W-Y0221	21	
W-Y0222	22	
W-Y0224	24	
W-Y0226	26	
W-Y0227	27	
W-Y0230	30	
W-Y0232	32	
W-Y0234	34	
W-Y0236	36	
W-Y0238	38	